

DETERMINE RING SIZE

If you want to find your ring size, here are two easy options. Print out the PDF at [this link](#), and follow the instructions below

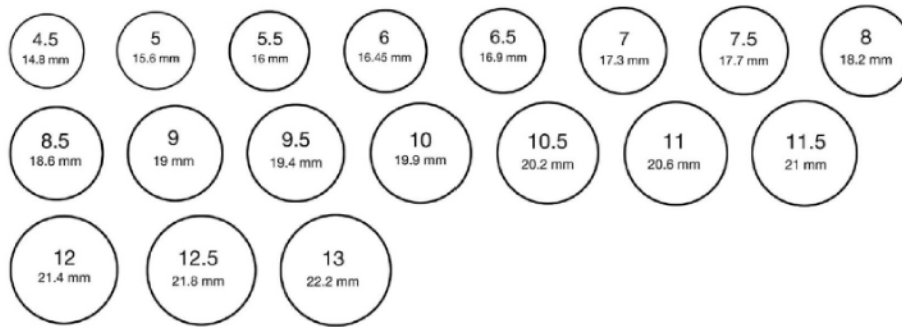
Option 1: Use a Paper Ring Sizer

An easy way to determine your ring size is to measure your finger with this paper ring sizer. Just cut out the sizer below as well as the slit where you read the size. Wrap the paper around your finger and insert the end with the ruler through the slit. Use the numbers on the paper to find your ring size.

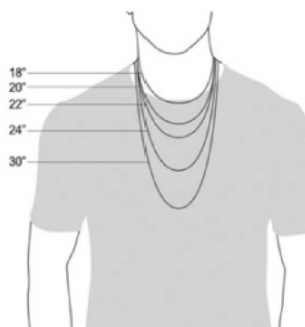
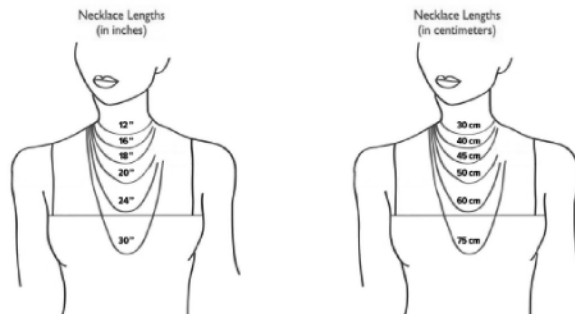


Option 2: Measure a Ring You Already Have

If you have a ring that already fits your finger well, use this chart to find the ring's size. Just place your ring on these circles and find the circle that matches the inside perimeter of your ring. You can also carefully cut out the circles and put your finger through the opening to test the size.



DETERMINE NECKLACE SIZE



Place a credit card here. If it fits you've printed this guide to the correct size.